




St. Vrain Sanitation District 2024 Final Budget



**St. Vrain Sanitation District
11307 Business Park Circle
Firestone, CO 80504**



St. Vrain Sanitation District

Board of Directors

Dan March - President

Josh Cook - Vice President

Chris Kampmann - Treasurer

Glen LaVanchy - Secretary

Ryan Freeman - Director

Lyons Gaddis - Legal Counsel

Budget Team

Robert Fleck- District Manager

Jon Peterson- Finance Manager

Heidi Hurtado– HR/ Office Manager

Department Heads

Dan Feller– District Engineer

Jon Peterson- Finance Manager

Paul Bremser- Plant Manager

Adoption Date: December 6, 2023



St. Vrain Sanitation District

1 . Introduction

- Budget Message
- Mission Statement
- Organizational Charts
- Charts and Graphs

2. Governance Fund

3. Enterprise Fund

- Revenue
- Administration/IT
- Engineering/Collection/Pretreatment
- Treatment Plant

4. Capital Improvements

5. Resolutions



St. Vrain Sanitation District Introduction





St. Vrain Sanitation District

To: St. Vrain Sanitation District Board of Directors
From: Robert Fleck, District Manager
Re: 2024 Budget Message
Date: November 2023

Another busy and productive year has passed, and our planning now will tie into our new mission statement, which states, "protect public health by providing high quality water reclamation through collection and treatment". The Board and Staff have done well in keeping our goals in line with our mission statement and being good stewards of our resources. Reflecting on the accomplishments of 2023, we can see where implementing Board direction and capitalizing on the opportunity was maximized and where continuous improvement will help determine our 2024 planning and goal setting. Let us start by reviewing some of the past year's highlights and then planning for the 2024 budget.

District growth:

The District navigated another year of change and continued to realize strong sewer connection sales numbers. As of October 1, 2023, the District has sold 289 sewer connections equating to 467 single-family equivalents (SFE). The budgeted SFE for 2023 was 400. There continues to be development activity and inquiries for land throughout the District. Some of the larger developments we anticipate seeing next year or continuation of Barefoot Lakes, Sweetgrass, Wyndham Hill, St. Acacius, Red Barn, Hidden Creek, Village East and, miscellaneous fill fill-in of existing subdivisions. There are also major interceptors planned or ready for construction which include the Idaho Creek, Little Dry Creek Lift Station, and the Vogl/E-26. This growth continues to increase the flow and loading through the collection system to the treatment plant. The continued growth will supply the resources to fund future expansions and projects, like the new Administration Office. This growth contributes to the District's "pay its own way" philosophy and is one of the reasons we maintain an excellent financial position.

The District, HDR, and Archer Western completed the treatment plant expansion. Now plant optimization is occurring and addressing warranty items.

The District commissioned a rate study to review fees and to plan so we continue to be a cost of service provider and growth pays its way philosophy.

The District experienced a turn over of three positions this year. The collection system has three new people and the plant has one to replace a staff retirement. As the new administration building construction is completed, we'll search for two collection staff, jet and video truck equipment.

Administration office:

The document management system implementation continues, with more than 3800 paper and electronic files and folders transferred in 2023 with the goal of 100% by the end of 2023. Regular maintenance was performed on the building with no substantial costs incurred. Water usage continues to be significantly reduced since the conversion of the boulevard landscape to native low-water vegetation.

Treatment plant:

The Plant Staff were able to work with local farmers to remove all biosolids from the plant site this year, and the Biosolids Committee continues efforts to remove the solids from the site.

Maintenance and repair continue to be on the forefront as a priority besides new plant construction. The maintenance software continues to be a good management tool. Staff input new data for the new plant processes which provides staff a system for our M&R needs, planning and help with budget preparation. The plant will be 1 and 10 years old this year, so some major items will be budgeted for replacement or rebuild; however, certain processes are susceptible to quicker failure due to the environments they are exposed to and the nature of corrosive atmospheres and chemical use. The new portions of the plant have a 2-year warranty.

The re-programming of the new blower systems continues in order to achieve design standards for the bioreactors. Other areas in the ATAD building include energy and chemical usage optimization. I want to commend the plant staff for their time and dedication to starting up all the new processes. The time it takes to troubleshoot and optimize is stressful and they have been handling it well.

The rerating of the plant to 8 MGD is in motion. Recently PEL's were received from the CDPHE, with this the process can forward with the site

application. Concurrently we are required to have an EPA approved pretreatment program and all of this will be incorporated into our new NPDES permit.

Collection system:

The nature of three new staff to the collection department, no significant rehabilitation and repair occurred 2023. The department will again focus efforts on deficiencies found through inspections and video surveillance as they are trained how to perform the repairs in 2024. As a result of this continued investment, the District sewer infrastructure is in good order and repair. Inflow and Infiltration (I&I) have been reduced, limiting the introduction of groundwater and groundwater pollutants. An effective I&I program benefits the collection system and treatment plant capacities.

A new UNCC software was purchased and implemented this year due to the old software becoming obsolete.

Plan reviews for new commercial buildings and new or continuing subdivisions have continued at a healthy pace with 35+ commercial projects and 22+ subdivision projects either in process or completed.

There are two line extension projects (Little Dry Creek Lift station and Vogl/E-26) in the process of design.

Finance, Investments, and Information Technology:

We continue to work with Gill Capital, the District investment advisors, to maximize interest income as we spend our reserves on CIP's. The District reserves will be replenished with future connection sales to facilitate any needed future improvements.

The District's IT needs include the purchase of upgraded server software, networking equipment, and workstations. The rest of the budget, as defined, includes maintenance agreements, software upgrades, web/email hosting, and IT service.

FEMA reimbursement:

The District received the final reimbursement of \$603,122.

Customer services and education communications:

The District continues to pride itself on providing outstanding customer service. Customers served include our constituents, developers, engineers, municipalities, and other districts. The District continued to support public information opportunities through the local summer events at Dacono,

Frederick, Firestone, and Carbon Valley Chamber events. The Staff has continued to develop and update educational pamphlets. The District newsletter (The St. San Plan) was mailed in January, July, and in October. The newsletter will continue to be published in 2024. In addition, road show to the local municipalities is being planned informing board of who we are, what we do and capital improvement projects.

Pretreatment:

As mentioned above, the District is now required to have an EPA approved pretreatment program. The process involved reviewing current business practices and improving where needed through EPA guidance. Full approval is anticipated in early 2024. There are approximately 535 non-residential dischargers where there are five permitted industries, five zero-discharge industries, and 138 grease and sand/oil separators monitored. The program helps protect the collection system and treatment plant by surveying and performing site inspection visits and being a part of design plan review of existing and new businesses. This program continues to be self-funding and an asset to the District operations.

Looking ahead:

The accomplishments of the past year help define the needs for the next year. Every year the Department Managers develop their individual budgets to maintain or improve existing infrastructure, education, software, and processes in their departments. The Budgets follow, detailing the needs for 2024.

The timing of our 2024 budgeting process is defined below:

- September 20 Board receives a preliminary budget.
- October 18 Board receives a proposed budget.
- November 1 Staff meets with Board sub-committee.
- October 18-31 Board reviews proposed budget and prepare questions for Staff.
- November TBD Staff meets with the Board sub-committee if needed.
- November 1-7 Staff responds to questions and comments from the Board.

- November 8 Budget Workshop at regularly scheduled meeting.
- December 6 Board meeting, approval of the (Final) 2024 budget.

Budget overview:

As information, the District has two funds; the Government and Enterprise funds. The Government fund is money received from property taxes and expensed through governing activities. The Enterprise is all of the day-to-day costs to maintain and operate the District.

The Government fund is based on revenue of \$796,870 and expenditures of \$676,458. This fund includes budgeted amounts for the Board, its functions, retreats, policymaking, rate study, rebranding and the organization's annual audit. This will increase the overall fund balance reserves from the previous year to \$1,784,077.

The Enterprise Fund is based on revenues of \$10,768,058 and expenditures of \$29,284,549. This is our operating fund for the District. The main source of revenue is monthly service fees, which fund all departments. The anticipated fund balance at the end of 2023 is \$29,854,150, and an ending balance in 2024 of \$11,537,659. Total revenues are projected to decrease by 14.15%, and total expenditures will see an increase of 187.10% over estimated 2023 year-end totals. The driving factor in expenditure increases is the capital improvement plan for 2024.

The details of fund expenditures will be discussed in individual sections of the budget. Our capital improvement projects plan for a total of \$20,450,000 for 2024. These funds will allow us to implement the CIP budget.

There is included a \$150,000 line item as part of the Administration budget as a Board directed contingency that will allow the Board to make recommendations as they see needs arise in 2024. An additional \$150,000 was added to the contingency to fund staffing level increases if it is determined an increase is necessary.

Assessed valuation:

The District is estimating a .307 mill levy for 2024. With the passage of Senate Bill 23B-01 the District is awaiting final certification of net assessed

valuation. Certifying a mill levy will occur in January per the adjusted timeline included in the bill.

Conclusion:

The resources detailed in this budget will allow District to plan, continue operating, and improving the assets we are entrusted with.

On behalf of the Staff, I am pleased to present the 2024 budget. The Board's vision and fiduciary planning have positioned this District for success. The ongoing growth in this area of Weld County will provide the resources to continue providing quality wastewater collection and treatment to the current and future residents we serve.

Please, email or stop by the office to discuss, review, or ask questions regarding this budget.

Thank you.



OUR MISSION STATEMENT

“Our mission is to protect public health by providing high-quality water reclamation through collection and treatment.”

OUR VISION

High-quality treatment that exceeds water quality standards.

Leadership investment in employee success, development, and retention.

An organization where people want to work.

Proactive planning for a successful and sustainable future.

OUR VALUES

Protecting Water Public Health & Safety

Investing in our Employees

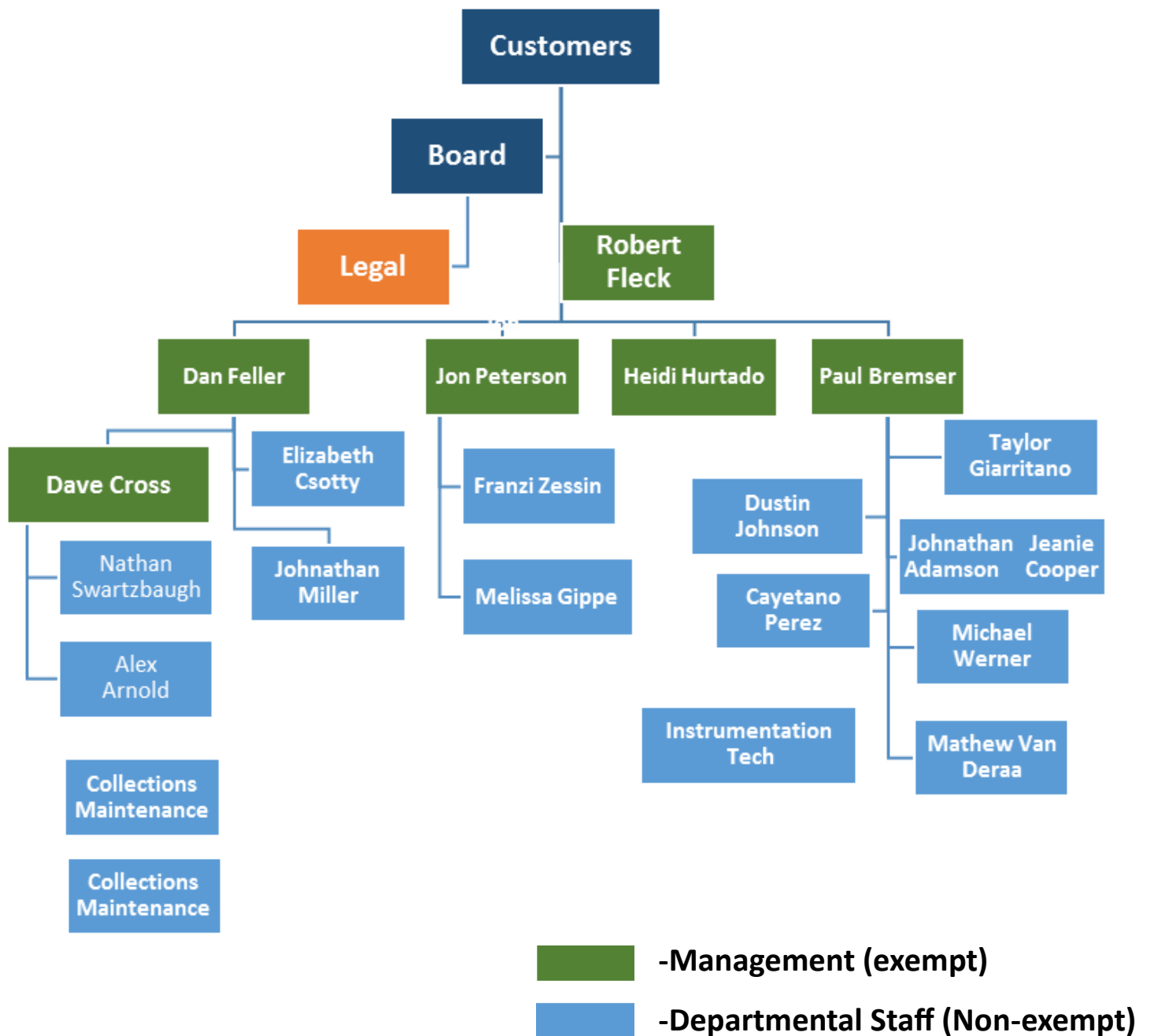
Our Community Work Ethics and Integrity

Our Financial Responsibilities



St. Vrain Sanitation District

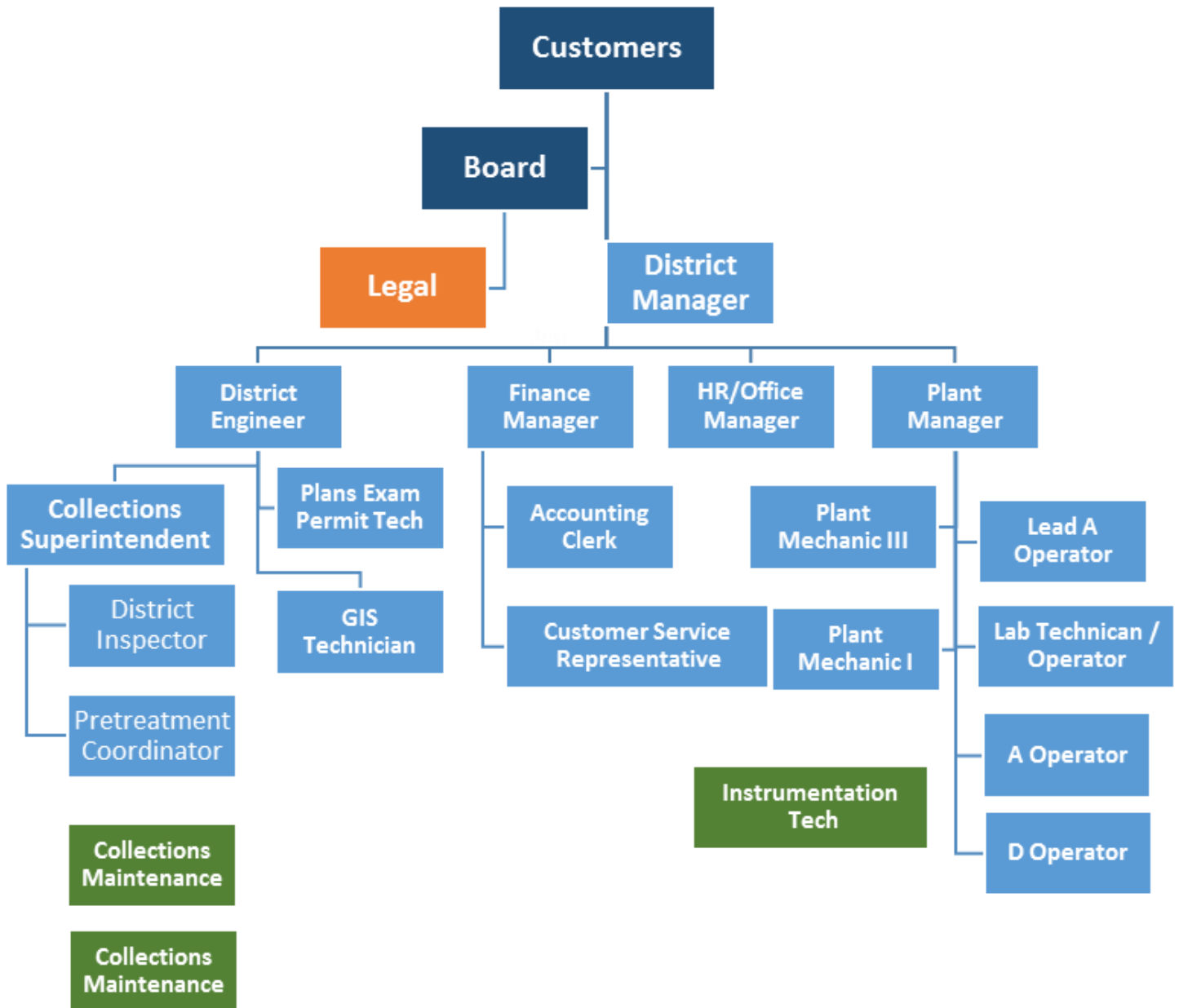
2024 District Organizational Chart by Person





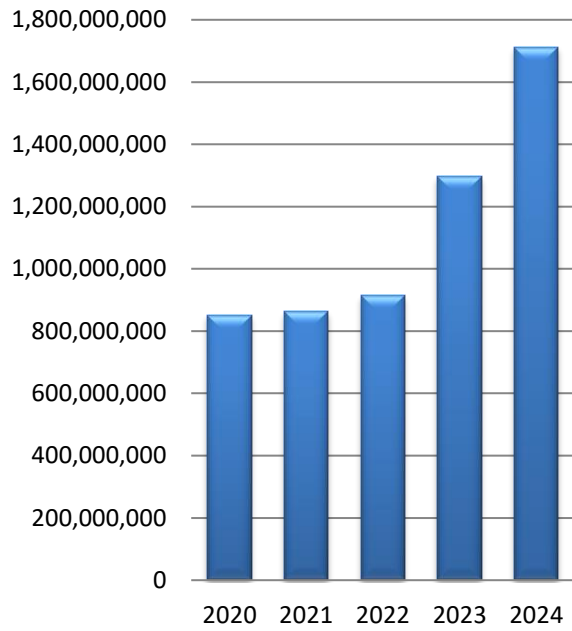
St. Vrain Sanitation District

2024 District Organizational Chart by Position

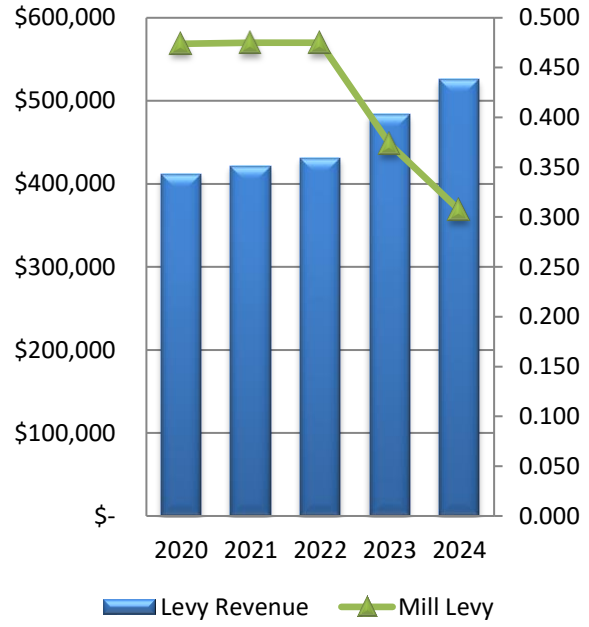


- Current Positions
 - Future Positions

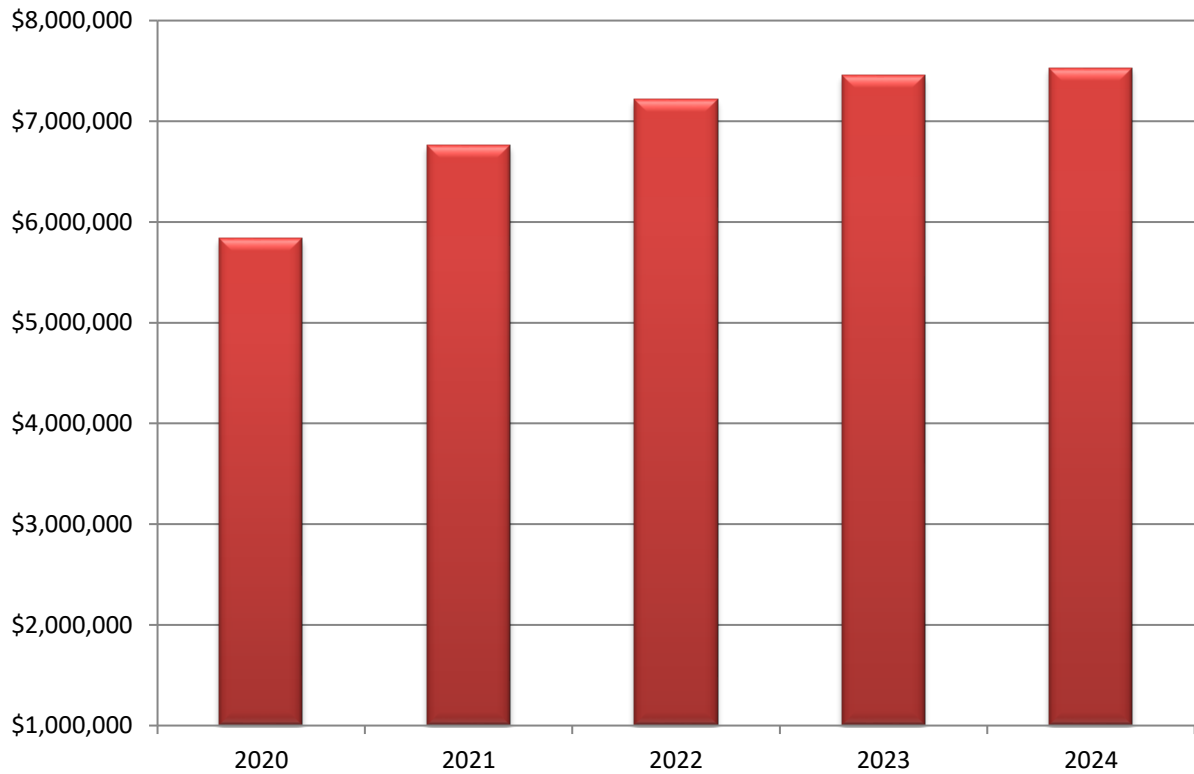
Preliminary Assessed Valuation



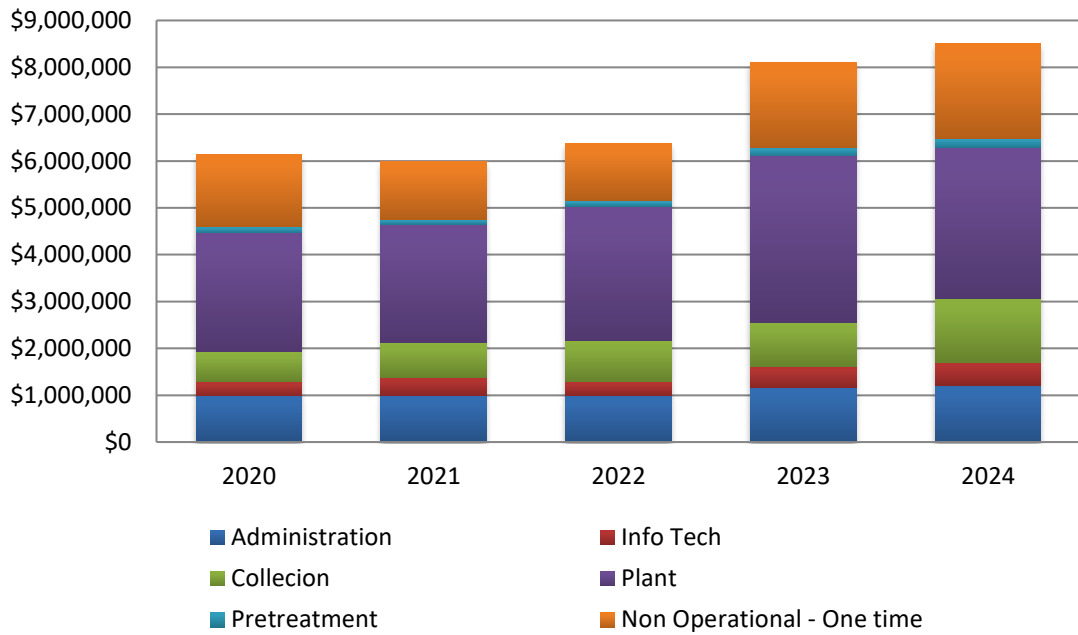
Estimated Mill Levy Revenue



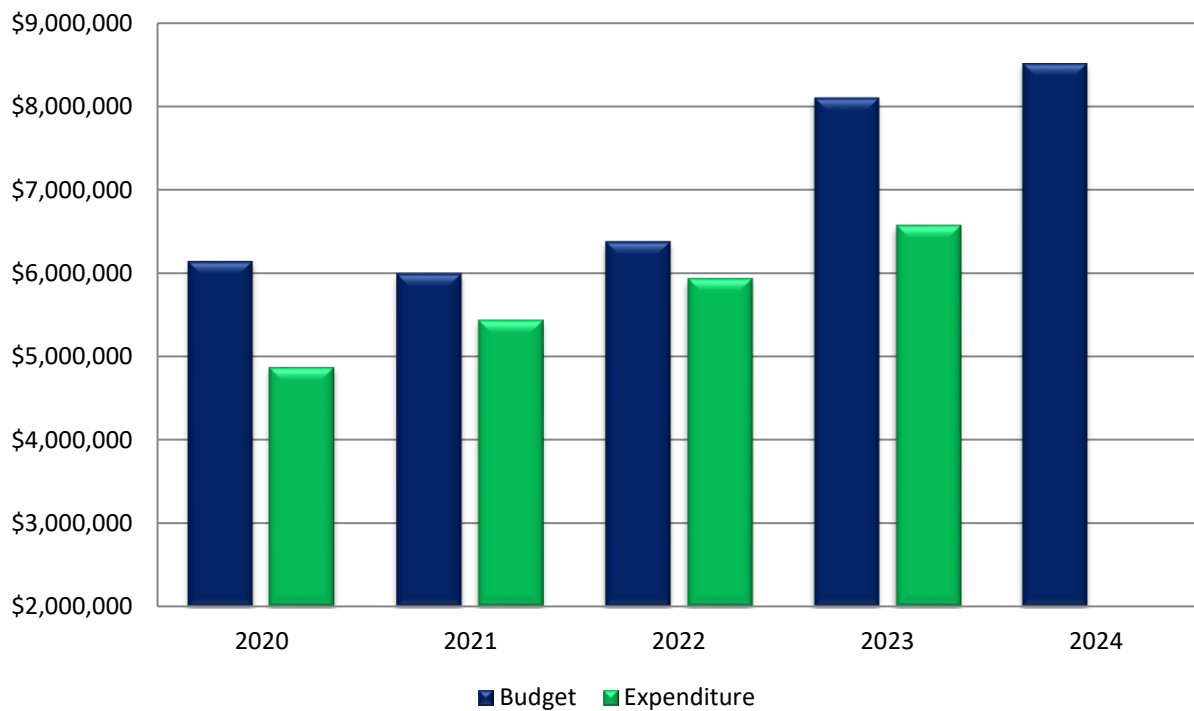
Service Fee Revenue



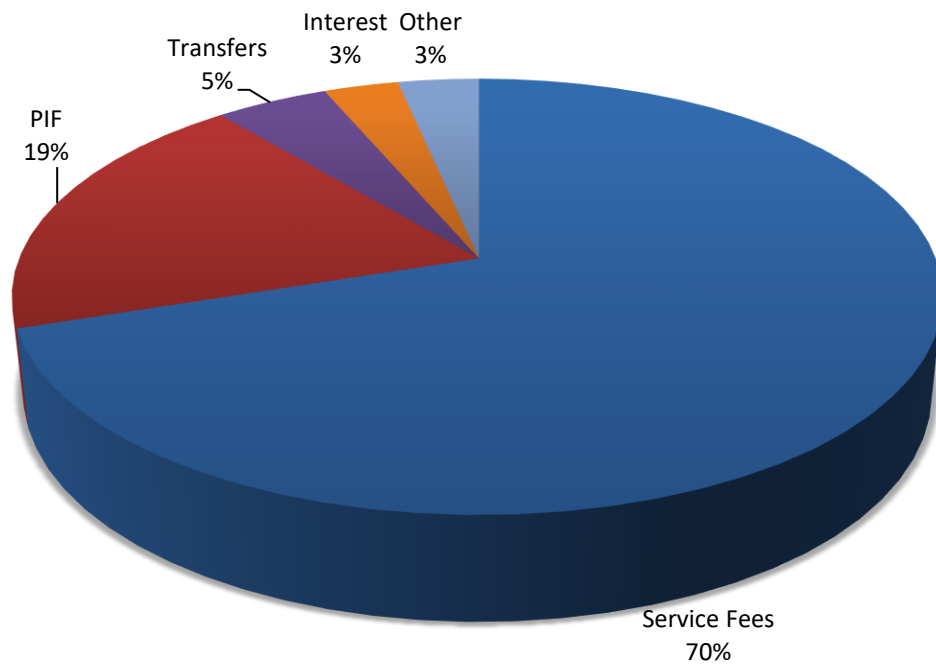
Enterprise Budget History



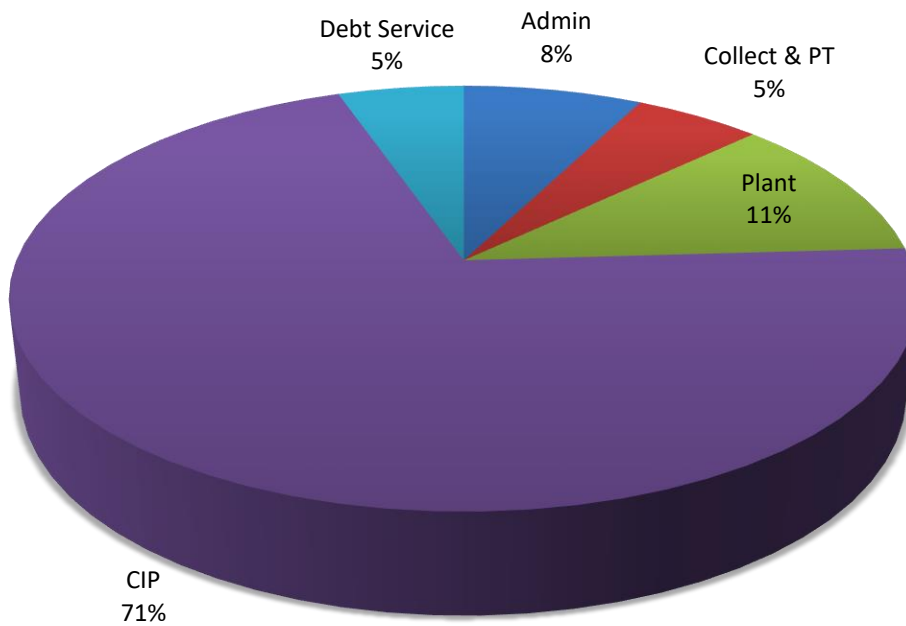
Budget to Expenditure History



Revenues by Source 2024



Expenditures by Department 2024



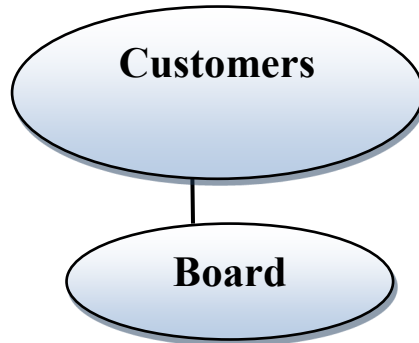


St. Vrain Sanitation District Governance Fund





St. Vrain Sanitation District Governance Fund



The Governance Fund consists of all property tax revenue that is collected by the District. The expenditures in this fund help fund those items the Board of Directors is specifically responsible for, including District audit, legal fees related to the Board of Directors, setting goals and vision for the District, and Board Meeting expenses.

The board might consider moving excess funds to the construction fund or other funds such as the replacement fund. Any such transfers would be limited on an annual basis to maintain enterprise status per state statutes.

The anticipated mill levy for 2024 is .307 mills. Final assessment numbers will be received in December, per Senate Bill 23B-01. This will adjust the approved mill levy and subsequent revenue to be approved in January.

GOVERNANCE BUDGET - GENERAL FUND RESERVES

REVENUES

	2022 ACTUAL	2023 BUDGET	2023 ESTIMATED YEAR END	2024 FINAL BUDGET	INCREASE/ DECREASE OVER ESTIMATE
BEGINNING BALANCE	1,605,802	1,703,977	1,663,665	1,663,665	0.00%
INTEREST EARNED-GENERAL	16,227	3,250	66,205	63,300	-4.39%
INCLUSION	1,354	1,500		1,200	
CURRENT TAXES	515,497	483,937	613,354	525,805	-14.27%
SPECIFIC OWNERSHIP	27,696	22,200	27,063	22,800	-15.75%
DELINQUENT TAXES	39		22		-100.00%
CURRENT INTEREST (TAXES)	550		360		-100.00%
DELINQUENT INTEREST (TAXES)	8		12		-100.00%
DUE FROM ENTERPRISE FUND	174,907	180,759	180,872	183,765	1.60%
TOTAL REVENUE	736,278	691,646	887,888	796,870	-10.25%
REV & BEGINNING BAL	2,342,080	2,395,623	2,551,553	2,460,535	-3.57%
<u>EXPENDITURES</u>					
ABATEMENT	426	1,200	425	1,200	182.35%
ADVANCEMENT OF WW IND	1,000	5,000	3,000	5,000	66.67%
ADVERTISING/PUBLIC NOTICE		1,200		1,200	
AUDIT-ACCOUNTING	25,700	37,000	20,000	21,100	5.50%
BOARD MEETING EXPENSES	1,630	2,400	1,302	1,800	38.25%
COMMUNITY OUTREACH/EDUC	5,562	12,000	10,092	12,000	18.91%
CONFERENCES/SEMINARS	1,693	3,000		3,000	
DIRECTORS FEES	6,668	9,358	7,185	9,358	30.24%
ELECTIONS	433	15,000	539	600	11.32%
LEGAL	23,880	30,000	106,500	100,000	-6.10%
MISCELLANEOUS EXP	821	30,000	2,456	2,000	-18.57%
RATE STUDY		70,000	65,000	3,000	-95.38%
TIF EXPENSE	63,818	7,800	(180,368)	7,800	-104.32%
TREASURER'S FEE	6,472	8,000	7,137	8,400	17.70%
TRANS TO ENTERPRISE FUND	500,000	500,000	500,000	500,000	0.00%
TOTAL EXPENDITURES	638,103	731,958	543,268	676,458	24.52%
ENDING BALANCE	1,703,977	1,663,665	2,008,285	1,784,077	-11.16%



St. Vrain Sanitation District Enterprise Budget





St. Vrain Sanitation District

Enterprise Budget

The Enterprise Fund is our day-to-day operating fund for the District. It is the fund where all service fees from our customers are placed as well as funds for capital improvements and revenues from PIF (Plant investment fee) and where our expenses for the various departments are recorded. Our organization is made up of the following departments:

- Administration
- Collection/Pretreatment
- Plant

The capital costs are also allocated through this fund and are detailed in the CIP budget toward the end of the budget document.



St. Vrain Sanitation District Revenue

Revenue for the Enterprise Fund is primarily received through the monthly service fees to our customers. The \$32.00 per RU (residential unit) monthly service fee (billed on a quarterly basis) is the major contributor of District revenues that are then utilized for the ongoing operations of the organization. Also, within the revenue stream are fees for Inspections, plan reviews and other fees for services that the District provides to development. In this way, growth is paying its fair share of expenses.

Payments for surcharge usage and special contractual arrangements with customers that have been in place for many years, as well as appropriate interest payments on Investments also contribute into the Enterprise revenue stream.

The District continues to collect a fee from customers for the drainage debt inherited from the regionalization and consolidation in 2008. The fees collected will be used to repay the District for retiring the debt. The decision by the District Board of Directors to retire this debt early ultimately results in the relief of over eight years of debt payments being charged to the customers in the affected area. At current collection rates, it is estimated the debt payments will be retired early in 2026.

This \$3.75 per month fee pays the debt that was created to construct and acquire drainage facilities, mainly the detention area south of 5th street in Frederick. It currently has removed many residents from the flood zone, thus lowering their homeowner's insurance.



St. Vrain Sanitation District

Highlights of Revenue

The District continues to see strong growth potential and is planning on adding an additional 350 SFE's in 2024. The current PIF (Plant Investment Fee) of \$5,860 will contribute \$2,051,000 of revenue.

The 2024 available fund balance before expenditures is estimated to be \$40,622,208. The projected fund balance reserves at the end of 2024 is \$11,337,659. This fund balance is internally divided into several reserve funds for various uses.

As documented in our 5 year capital improvement plan the majority of these reserves are to be utilized by the Administration / Collection construction project. Additionally, funds are reserved for the replacement of the infrastructure (3.6 million) construction of parallel interceptors (\$180,500), and debt reserves (\$313,000).

ENTERPRISE BUDGET

	2022 ACTUAL	2023 BUDGET	2023 ESTIMATED YEAR END	2024 FINAL BUDGET	INCREASE/ DECREASE OVER ESTIMATE
BEGINNING BALANCE	40,410,960	27,511,926	27,511,926	29,854,150	8.51%
SERVICE FEES	7,065,778	7,177,752	7,185,041	7,247,364	0.87%
DRAINAGE DEBT SERVICE FEE	180,872	181,788	183,967	184,464	0.27%
REFUNDS	-27,030		-15,276		-100.00%
ANNUAL REFUND DISCOUNT	-101,235	-105,000	-96,558	-105,000	8.74%
EXCESSIVE SURCHARGE	6,169	7,800	16,531	18,000	8.89%
PERMITTED INDUST USER MSC	324,726	282,000	278,960	282,000	1.09%
FINES COLLECTED		1,000	1,000	1,000	0.00%
LATE FEES	135,153	120,000	144,808	132,000	-8.84%
COLLECTION FEES-LIEN	44,408	32,000	36,000	34,000	-5.56%
TRANSFER FEES	28,640	26,400	26,053	24,480	-6.04%
PLANT INVESTMENT FEES	2,686,810	2,344,000	3,111,520	2,051,000	-34.08%
ROOTX/LINE MAINT FEES	670	480	590	600	1.69%
MISC INCOME/FEES	7,326	15,480	57,151	15,480	-72.91%
INCLUSION DEVELOPMENT FEES	7,200	4,800		4,800	
INDUSTRIAL WW PERMITS	3,750	3,750	3,750	3,750	0.00%
ZERO DISCHARGE PERMITS	1,500	1,500	1,500	1,500	0.00%
INSPECTION FEES	26,700	24,000	25,600	21,000	-17.97%
INSPECTION GREASE/SOI	13,525	13,600	13,800	13,800	0.00%
MANHOLE/LINE TESTING FEES	6,773	2,400	7,397	2,400	-67.55%
PLAN REVIEW FEES	5,545	4,800	3,196	4,800	50.19%
INTEREST EARNED	257,048	103,220	453,100	329,900	-27.19%
OIL AND GAS PROCEEDS	519	240	258	240	-6.98%
TRANSFER FROM GOV'T FUND	500,000	500,000	500,000	500,000	0.00%
TOTAL REVENUES FROM OPERATIONAL ACTIVITIES	11,174,847	10,742,010	11,938,388	10,767,578	-9.81%
<u>NONOPERATING REVENUE</u>					
FEMA REIMBURSEMENT		500,000	603,122		
CONTRACTOR LISC FEE	300		780	480	-38.46%
PIF RECOVERY	146,500				
TOTAL NONOPER REVENUE	146,800	500,000	603,902	480	-99.92%
TOTAL REVENUES	11,321,647	11,242,010	12,542,290	10,768,058	-14.15%
TOTAL REV & BEGINNING BAL	51,732,607	38,753,936	40,054,216	40,622,208	1.42%

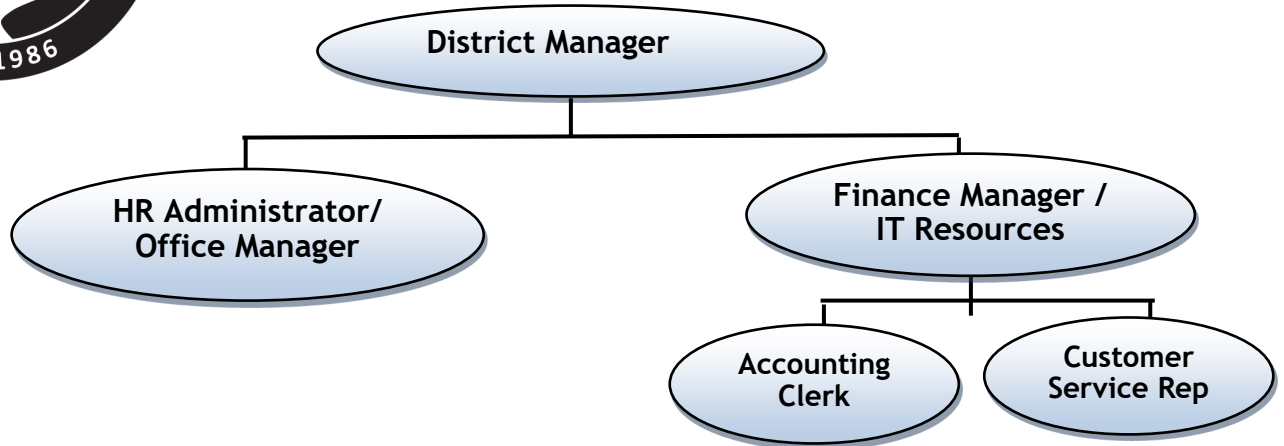
ENTERPRISE BUDGET

	2022 ACTUAL	2023 BUDGET	2023 ESTIMATED YEAR END	2024 FINAL BUDGET	INCREASE/ DECREASE OVER ESTIMATE
TOTAL REV & BEGINNING BAL	51,732,607	38,753,936	40,054,216	40,622,208	1.42%
<u>EXPENDITURES</u>					
ADMINISTRATION/IT	2,362,463	3,422,772	3,102,422	3,734,143	20.36%
ENGINEERING/COLLECTION/PT PLANT	812,186	1,130,047	906,441	1,555,768	71.63%
	2,762,642	3,544,767	2,566,634	3,221,596	25.52%
TOTAL ALL OPERATING DEPARTMENTS	5,937,291	8,097,586	6,575,497	8,511,507	29.44%
CAPITAL IMPROVEMENTS	19,002,674	11,365,000	3,624,569	20,450,000	464.21%
CONTINGENCY (3% OF REV)		337,260		323,042	
TOTAL EXPENDITURES	24,939,965	19,799,846	10,200,066	29,284,549	187.10%
ENDING BALANCE	27,511,926	18,954,090	29,854,150	11,337,659	-62.02%



St. Vrain Sanitation District

Administration & IT



The District Manager is responsible for the overall management of the District and reports to the Board of Directors. The District Manager also works closely with managers of each department and is the public face for the District.

Our Human Resources Manager/Office Manager is responsible for all human resource functions insurance, risk management, employee benefits administration, serves as boardroom secretary and administrative office manager. In addition serves as assistant to the District Manager, by preparing correspondence, maintains files, workroom organization, and website management.

All Finance and Accounting operations are also under the administration budget. This includes the position of our Finance Manager who oversees all accounts payable, payroll coordination, coordinates with the District Auditor for the yearly review, is responsible for the investment policy, and accounts and serves as the District representative in IT discussions.

In addition, an Accounting Clerk and a Customer Service Representative take pride in providing excellent customer service and oversee more than 15,375 customer accounts. Finally, this budget area contains the information related to our Information Technology (IT) which is serviced by contract with TimberLAN.



St. Vrain Sanitation District

Highlights of Administration & IT

The 2024 Administration budget for operations includes an increase from the 2023 year end estimated expenses by 15.09%. While this does represent an increase over estimated expenses for 2023 actual Budget to Budget shows an increase to planned expenditures of 4.4%. The majority of the proposed increases are related to employment costs.

Non-operational expenses include the debt service payments on the District's 2020 refunding and revenue bonds. The District refunded the original 2010 revenue bonds in 2020, resulting in a net present value savings of over 1.5 million. Debt service will increase nearly 4.2% as we begin to pay down on bonded debt. The Budget also includes \$300,000 of Board directed contingency to allow flexibility to allocate funding for additional items in this budget.

Board Directed contingency is included to aid in offsetting any unforeseen expenditures needs as they arise. Potential needs will be vetted and presented to the Board for approval before being allocated. Potential use in 2024 has been identified related to staffing levels at the treatment plant and collection department.

The total 2024 Administration budget is \$3,734,143, which is a 20.36% increase over 2023 estimated year-end.



St. Vrain Sanitation District 2024 IT Budget



St. Vrain IT Budget Plan Year by Year Overview

Category	Item	2024	2023	Variance	Comments	
Hardware	Server Node 1	\$ -	\$ 55,000.00	\$ 55,000.00	Server Node 1 Replacement	
	Server Node 2	\$ 58,000.00	\$ -	\$ (58,000.00)		
	Server Node 3	\$ -	\$ -	\$ -		
	SAN	\$ 15,000.00	\$ -	\$ -	Additional Storage	
	Plant Node 1	\$ 38,000.00	\$ -	\$ -	Plant Node 1 Replacement	
	Plant Node 2	\$ -	\$ -	\$ -		
	Plant Node 3	\$ -	\$ -	\$ -		
	Plant SAN	\$ -	\$ -	\$ -		
	Software Upgrades	\$ 32,000.00	\$ 30,000.00		Virtual Machine Rebuilds	
	Computer Workstations	\$ 10,000.00	\$ 5,000.00	\$ (5,000.00)	Computers and workstations	
	VDI	\$ 18,000.00	\$ 17,000.00	\$ (1,000.00)	15 VDI's - \$14000	
	Networking Equipment	\$ 45,000.00	\$ 44,000.00	\$ (1,000.00)	New switches for new admin building	
	Printers	\$ 3,000.00	\$ 3,000.00	\$ -		
	Total Hardware		\$ 219,000.00	\$ 154,000.00	\$ (10,000.00)	
	M&R Software	Support Calls	\$ 3,000.00	\$ 3,000.00	\$ -	Support calls not covered under agreements.
Total M&R Software		\$ 3,000.00	\$ 3,000.00	\$ -		
M&R IT	Network	\$ 58,000.00	\$ 124,000.00	\$ 66,000.00	TimberLAN	
	Total M&R IT	\$ 58,000.00	\$ 124,000.00	\$ 66,000.00		
Maintenance Agreements	Trend Micro	\$ 18,000.00	\$ 16,000.00	\$ (2,000.00)	Virus, Spam Filter, & End Point Security	
	Linko	\$ 1,100.00	\$ 1,100.00	\$ -	PreTreatment Software	
	Phone System	\$ 11,000.00	\$ 10,500.00	\$ (500.00)	New Phone System - 11 Purchased Phones + Setup and Annual Cost	
	Bill Master	\$ 2,500.00	\$ 2,500.00	\$ -	Utility Billing	
	Best	\$ 2,500.00	\$ 2,500.00	\$ -	Accounting Software	
	SSL	\$ 1,500.00	\$ 1,400.00	\$ (100.00)	Security Certificate	
	vmWare & Cisco Nodes	\$ 58,000.00	\$ 58,000.00	\$ -	Admin vmWare - \$12,500, Plant vmWare - \$12,500 - Cisco Nodes - \$10,000	
	FireWall	\$ 4,000.00	\$ 3,800.00	\$ (200.00)	ASA - \$500, Firepower - \$1800, Plant MR33 AP - \$650	
	Plant Phone System	\$ -	\$ -	\$ -		
	ESRI ELA	\$ 10,400.00	\$ 10,400.00	\$ -	ESRI 3 Year Agreement	
Total Maintenance	\$ 109,000.00	\$ 106,200.00	\$ (2,800.00)			
T1- VOIP - Internet	T1-VOIP	\$ 45,000.00	\$ 30,000.00	\$ (15,000.00)	Internet Access and Phone PRI Line + New Admin Building Data Line	
	Total T1-VOIP-Internet	\$ 45,000.00	\$ 30,000.00	\$ (15,000.00)		
Web/Email Hosting	Web Site	\$ 3,000.00	\$ 3,000.00	\$ -	Crown Point	
	ISP - Co-Location	\$ 54,000.00	\$ 48,000.00	\$ (6,000.00)	Remote Backup & DR	
	Total Web/Email Hosting	\$ 57,000.00	\$ 51,000.00	\$ (6,000.00)		
Training/Education	User Training	\$ 3,800.00	\$ 3,800.00	\$ -		
	Total Training/Education	\$ 3,800.00	\$ 3,800.00	\$ -		
M&R Peripherals	Printer	\$ 2,800.00	\$ 2,800.00	\$ -		
	Total M&R Peripherals	\$ 2,800.00	\$ 2,800.00	\$ -		
Totals		\$ 497,600.00	\$ 474,800.00	\$ 32,200.00		

ENTERPRISE BUDGET

ADMINISTRATION

	2022	2023	2023	2024 FINAL	INCREASE/ DECREASE OVER ESTIMATE
	ACUTAL	BUDGET	ESTIMATED YEAR END	BUDGET	
ADVERTISING/PUBLIC NOTICES	8,590	4,800	3,801	8,000	110.47%
ASSOCIATION DUES	2,400	2,400	2,400	2,400	0.00%
BANK SERVICE CHARGES	16,274	18,600	16,549	18,000	8.77%
CLEANING ADMIN BLDG	6,387	14,000	8,924	14,000	56.88%
CONFERENCE/SEMINAR/EDUC	4,667	21,000	3,878	21,000	441.52%
CONTRACT SERVICES	32,025	36,000	36,156	36,000	-0.43%
CREDIT CARD SERVICE CHGS	581	1,440	453	1,200	164.90%
DUES/SUBCRIPTIONS	8,740	13,200	10,933	13,200	20.74%
EMPLOYEE BENEFITS	3,601	6,000	5,036	6,000	19.14%
EQUIPMENT M&R - ADMIN	0	600		600	
EQUIPMENT RENTAL	1,246	1,500	1,272	1,500	17.92%
INSURANCE - BUSINESS	73,541	76,480	78,951	84,800	7.41%
LEGAL - ADMIN	11,712	15,000	10,428	15,000	43.84%
LICENSES & FEES	2,041	2,400	2,305	2,600	12.80%
MAINT AGREEMENTS - EQUIP	2,202	3,300	3,565	3,800	6.59%
M&R - ADMIN BUILDING	39,666	48,500	33,383	36,000	7.84%
MEALS - ADMIN	10,373	9,000	8,850	10,000	12.99%
MILEAGE - ADMIN		300		300	
MISC EXPENSE - ADMIN	2,194	3,600	2,694	3,600	33.63%
PAYROLL EXPENSE-401k	25,916	32,325	30,276	33,928	12.06%
PAYROLL EXPENSE - HEALTH	52,336	104,580	92,280	107,760	16.78%
PAYROLL EXPENSE - MEDICARE	6,764	7,812	7,449	8,199	10.07%
PAYROLL EXPENSE - PERA	67,969	79,518	77,632	83,464	7.51%
PAYROLL EXPENSE - SALARIES	479,291	538,743	512,464	565,471	10.34%
PAYROLL EXPENSE - SUTA	255	1,616	306	1,696	454.25%
PAYROLL EXPENSE - WC	1,206	840	957	882	-7.84%
PAYROLL EXPENSE - VAC C/O	32,012	41,442	35,671	43,498	21.94%
NON CAPITAL EQUIPMENT		5,000		5,000	
POSTAGE AND SHIPPING	9,413	8,400	9,562	9,900	3.53%
SECURITY - ADMIN BLDG	1,159	1,240	1,252	1,400	11.82%
SUPPLIES - OFFICE	6,785	9,600	7,713	20,800	169.67%
TELEPHONE - ADMIN	18,293	18,600	15,288	18,000	17.74%
TELEPHONE - CELL PHONES	9,468	13,200	13,817	13,200	-4.47%
TRASH REMOVAL - ADMIN	1,812	1,860	1,858	1,980	6.57%
UTILITIES - ADMIN BLDG	14,868	16,800	15,477	17,100	10.49%
TOTAL EXPENDITURES FROM OPERTATIONAL ACTIVITIES	953,787	1,159,696	1,051,580	1,210,278	15.09%

ENTERPRISE BUDGET

ADMINISTRATION

	2022 ACUTAL	2023 BUDGET	2023 ESTIMATED YEAR END	2024 FINAL BUDGET	INCREASE/ DECREASE OVER ESTIMATE
<u>NONOPERATIONAL EXPENSES</u>					
DISTRICT DEBT PRINCIPAL PMT	150,000	740,000	740,000	840,000	13.51%
DISTRICT DEBT INTEREST EXP	746,600	739,100	739,100	702,100	-5.01%
BOND SERVICE FEE	400	400	400	400	0.00%
DUE TO GOVERNANCE FUND	174,907	180,776	180,872	183,765	1.60%
BOARD DIRECTED CONTINGENCY		150,000		300,000	
TOTAL EXPENDITURES NON OPERATIONAL OCCURANCES	1,071,907	1,810,276	1,660,372	2,026,265	22.04%
TOTAL ADMINISTRATION	2,025,694	2,969,972	2,711,952	3,236,543	19.34%

ENTERPRISE BUDGET

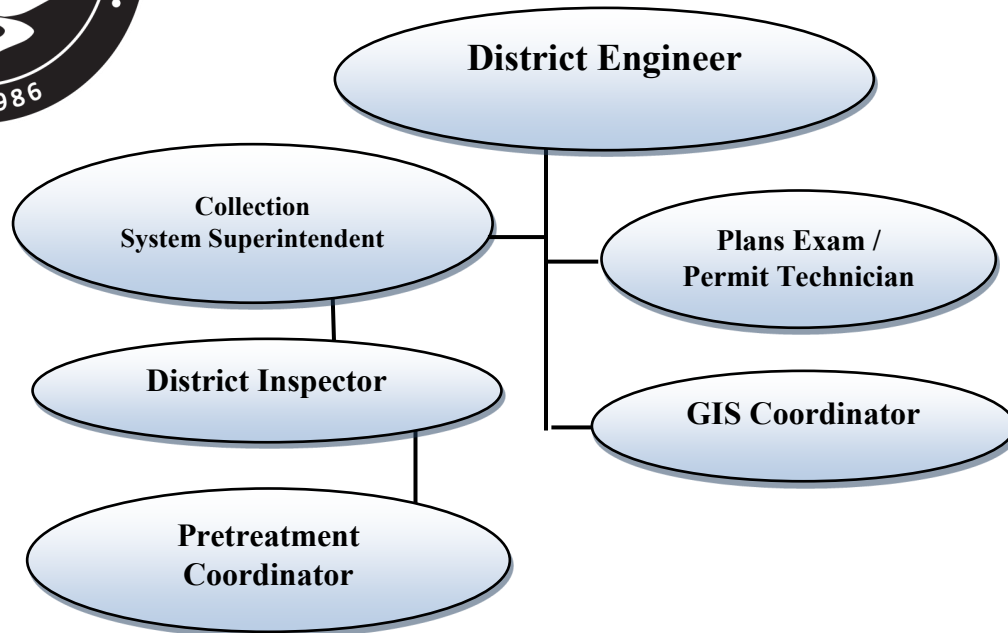
ADMINISTRATION

	2022 ACUTAL	2023 BUDGET	2023 ESTIMATED YEAR END	2024 FINAL BUDGET	INCREASE/ DECREASE OVER ESTIMATE
<u>INFORMATION TECHNOLOGY</u>					
EMPLOYEE EDUC/TRAINING		3,800	500	3,800	660.00%
MAINT AGREEMNTS-SOFTWARE	117,772	109,200	107,795	109,000	1.12%
M&R - INFO TECH	78,900	124,000	85,996	58,000	-32.56%
M&R - PRINTERS/PERIPHERALS	1,350	2,800	2,480	2,800	12.90%
M&R - SOFTWARE	450	3,000	2,958	3,000	1.42%
NONCAPITAL EQUIPMENT - IT	16,049				
T1 DATA LINE	14,833	30,000	14,935	45,000	201.31%
IT HOSTING SERVICES	89,153	51,000	81,153	57,000	-29.76%
COMPUTER HARDWARE	18,262	129,000	94,653	219,000	131.37%
COMPUTER SOFTWARE					
TOTAL INFO TECH	336,769	452,800	390,470	497,600	27.44%
TOTAL EXPENDITURES ADMINISTRATION AND INFORMATION TECHNOLOGY	2,362,463	3,422,772	3,102,422	3,734,143	20.36%



St. Vrain Sanitation District

Engineering/ Collection/ Pretreatment



The Collections Department umbrella covers the construction of new infrastructure with developers, mainline extensions, plan review, inspection, maintenance, and repair of pipes, manholes, and securing easements for the conveyance of wastewater to the treatment facility.

Other responsibilities include working with developers, home builders, and non-residential builders to ensure District policy and standard SVSD agreements are adhered to. The staff also ensures accurate geographical information (GIS) is available using Arc Map. St. Vrain Sanitation District is represented by the Collection staff at municipal, governmental, and community meetings. Our staff consists of professional people with a variety of backgrounds, educations, certifications, and life experiences.

The Pretreatment Department works with both the Treatment Facility and the Collections Department. This program helps ensure worker and treatment facility safety, non-residential discharge compliance, performs wastewater sampling and evaluates non-residential pretreatment technology installation. Other duties include permit writing, collection system flow monitoring, participation in EPA, State, and CIPCA meetings and communications.

ENTERPRISE BUDGET

ENGINEERING-COLLECTION

	2022 ACTUAL	2023 BUDGET	2023 ESTIMATED YEAR END	2024 FINAL BUDGET	INCREASE/ DECREASE OVER ESTIMATE
AUTO AND TRUCK	4,847	4,000	12,664	7,000	-44.73%
CONFERENCE/SEMINAR/EDUC	2,695	3,500	2,859	4,000	39.91%
CONSULTING ENGINEER	735	38,500	24,100	38,500	59.75%
DUES/SUBSCRIPTIONS	26	500	207	500	141.55%
EMERGENCY CALL OUT	0	3,000	2,155	3,000	39.21%
EQUIPMENT M&R	0	4,500	1,500	4,500	200.00%
EQUIPMENT RENTAL		500		500	
GIS SERVICES	387	400	225	500	122.22%
INCLUSION DEVELOPMENT EXP	4,222	6,000	1,200	6,000	400.00%
LEGAL	2,557	3,000	2,868	3,000	4.60%
LICENSES AND FEES	145	300	300	300	0.00%
LINE CLEANING	86,723	147,600	133,596	136,000	1.80%
M&R - MAINTENANCE FACILITY		5,000		2,000	
M&R COLLECTION SYSTEM	102,840	35,000	20,373	85,000	317.22%
MEALS		200	29	200	589.66%
MILEAGE		200		200	
PAYROLL EXPENSE-401k	16,213	24,453	17,881	35,364	97.77%
PAYROLL EXPENSE - HEALTH	42,048	104,580	67,147	150,864	124.68%
PAYROLL EXPENSE - MEDICARE	4,542	5,909	5,505	8,546	55.24%
PAYROLL EXPENSE - PERA	45,090	60,154	58,353	86,995	49.08%
PAYROLL EXPENSE - SALARIES	317,540	407,550	359,565	589,396	63.92%
PAYROLL EXPENSE - SUTA	265	1,223	306	1,768	477.78%
PAYROLL EXPENSE - WC	2,524	2,443	2,738	2,879	5.15%
PAYROLL EXPENSE - VAC C/O	13,974	31,350	15,890	45,338	185.32%
RECORDING FEES	983	2,000	1,722	2,000	16.14%
SUPPLIES - INSPECTION/ENG	1,604	1,700	3,639	2,200	-39.54%
TV CAMERA INSPECTION	53,413	24,500	19,530	109,600	461.19%
UNIFORMS/CLOTHING	192	800	1,560	1,000	-35.90%
UNCC LOCATE SERVICES	10,711	24,815	15,886	15,700	-1.17%
MONITORING MANHOLES	3,461	5,000	5,007	5,000	-0.14%
UTILITIES - MAINT FACILITY	285	700	290	800	175.86%
TOTAL ENGINEERING COLLECTION	718,022	949,377	777,095	1,348,650	73.55%

ENTERPRISE BUDGET

ENGINEERING-COLLECTION

	2022 ACTUAL	2023 BUDGET	2023 ESTIMATED YEAR END	2024 FINAL BUDGET	INCREASE/ DECREASE OVER ESTIMATE
<u>PRETREATMENT</u>					
ADVERTISING/PUBLIC NOTICES		200		200	
AUTO & TRUCK	1,428	3,512	11,613	2,000	-82.78%
CONFERENCE/SEMINAR/EDUC	951	2,100	1,226	2,100	71.29%
DUES/SUBSCRIPTIONS	120	275	120	275	129.17%
EMERGENCY CALL OUT		500		500	
EQUIPMENT M&R	3,911	1,500	2,197	3,900	77.51%
LISCENSE AND FEES	115	100	115	104	-9.57%
LEGAL		1,000		1,000	
MEALS		100	6	100	1566.67%
MILEAGE		100		100	
PAYROLL EXPENSE-401k	3,619	4,553	4,210	4,918	16.82%
PAYROLL EXPENSE - HEALTH	8,512	20,916	12,640	21,552	70.51%
PAYROLL EXPENSE - MEDICARE	862	1,100	1,009	1,188	17.74%
PAYROLL EXPENSE - PERA	8,719	11,200	10,381	12,098	16.54%
PAYROLL EXPENSE - SALARIES	60,778	75,880	71,108	81,965	15.27%
PAYROLL EXPENSE - SUTA	70	228	65	246	278.46%
PAYROLL EXPENSE - WC	514	2,213	625	2,390	282.40%
PAYROLL EXPENSE - VAC C/O	0	5,837	2,950	6,305	113.73%
SUPPLIES - OPERATING	260	906	597	900	50.75%
SAMPLING	4,222	48,250	10,294	65,077	532.18%
UNIFORMS/CLOTHING	83	200	190	200	5.26%
TOTAL PRETREATMENT	94,164	180,670	129,346	207,118	60.13%
TOTAL ENGINEERING/COLLECTION/ PRETREATMENT	812,186	1,130,047	906,441	1,555,768	71.63%



St. Vrain Sanitation District

Highlights on Collection & Pretreatment

The Collections/Pretreatment Department is responsible for approximately 244 miles of sewer lines throughout the District. Starting in 2009, the District adopted a ten-year maintenance and repair policy to rehabilitate the inherited collection system from Tri-Area and Dacono Sanitation Districts. Since the completion of that effort to identify and replace or line failed pipe and manholes, some over 50 years old, focus has shifted to the maintenance of a functioning collection system. Pipe cleaning and video inspection are done regularly so that the problems can be identified and corrected before they become significant. Line cleaning is the largest portion of the planned 2024 spending.

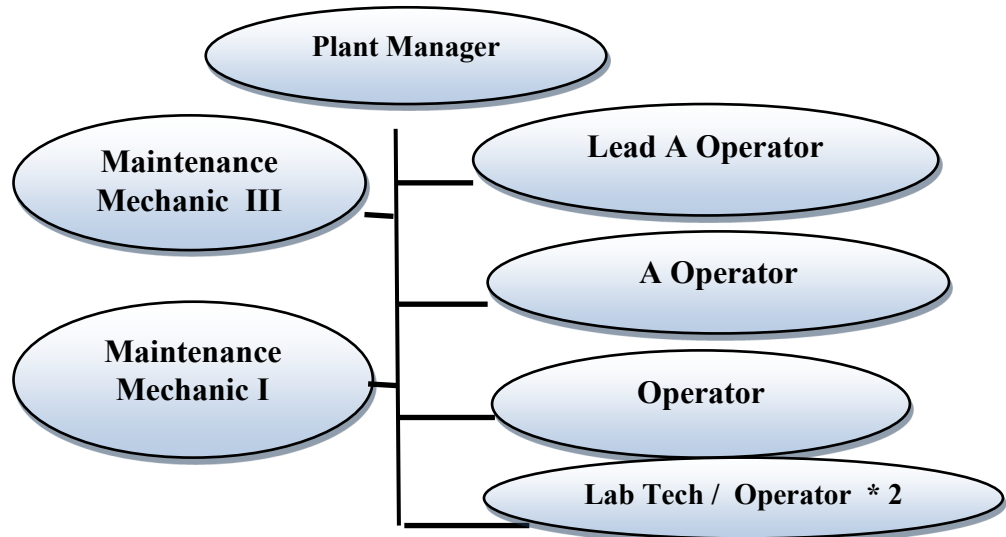
Areas in the budget to note include:

- The three largest lines items are system maintenance (\$85K), line cleaning (\$268K), and video inspection (\$110K). These costs vary by year and areas inspected.
- Pretreatment testing budget contains \$65K to perform extensive testing to insure discharger compliance, to update local limits and to look at PFAS.

Collection/Pretreatment budget for 2024 is \$1,555,768 an overall increase of 71.63 over the anticipated 2023 estimated year-end.



St. Vrain Sanitation District Treatment Plant



The duty of St. Vrain Sanitation District's Wastewater Treatment Plant is to consistently maintain cost effective treatment and protect the receiving waters of the US.

This is achieved by knowledgeable operations and maintenance practices. The Facility is currently rated at 6.0 million gallons per day (MGD) flow and a loading of 11,575lbs. (BOD) per day, single pass biological activated sludge process.

The District's wastewater treatment plant continues to be operated and maintained to meet all NPDES permit requirements. Through the maintenance program Asset Essentials, the plant staff maintains the 40-acre site, seven buildings and equipment as well as the lift station at the intersection of WCR 7 and Colorado Hwy 119.

Areas in the budget to note include:

- The reduction in chemicals used from 2023 budget by \$323,500 due to the reduce usage of coagulant in dewatering.
- The reduction in utilities due to a better estimate after 1 year of utility bills for the ATAD building (Reduction of \$170,670 over 2023 budget.)
- The increased in license fees due to the anticipated CDPHE increase in permit fees by as much as 50% (fee increase 63.65% over 2023-year end estimate).
- Anticipate more expenditures on plant structures in 2024 (painting lighting, concrete, doors and hardware).

Over all the Plant budget for 2024 increased by \$654,962 (25.52%) over the anticipated 2023 estimated year end, but 2024 budget is \$323,171 less than 2023's original budget.

ENTERPRISE BUDGET

PLANT

	2022 ACTUAL	2023 BUDGET	2023 ESTIMATED YEAR END	2024 FINAL BUDGET	INCREASE/ DECREASE OVER ESTIMATE
AUTO/TRUCK/TRACTOR	49,691	47,467	33,697	51,900	54.02%
CLEANING	9,602	11,800	9,382	16,400	74.80%
CONFERENCE/SEMINAR/EDUC	7,918	15,000	17,185	29,820	73.52%
CONTRACT LABOR		1,600			
CONTRACT SERVICES	40,206	112,825	60,902	92,430	51.77%
DUES/SUBSCRIPTION	118	940	848	950	12.03%
EQUIPMENT M&R	259,472	258,920	197,178	272,420	38.16%
EQUIPMENT RENTAL		500	1,066	500	-53.10%
LABORATORY EQUIPMENT	1,568	20,650	9,661	18,400	90.46%
LABORATORY SUPPLIES	15,856	22,105	19,389	24,600	26.88%
LICENSES & FEES	16,938	19,900	15,918	26,050	63.65%
M&R LIFT STATION	2,674	16,600	14,463	15,400	6.48%
M&R PLANT	207,052	217,400	115,092	196,300	70.56%
MEALS	234	500	271	500	84.50%
MILEAGE	184	850	237	500	110.97%
MISCELLANEOUS EXPENSE	916	1,500	1,347	1,500	11.36%
PAYROLL EXPENSE-401k	28,051	39,170	34,214	45,359	32.57%
PAYROLL EXPENSE - HEALTH	71,215	146,412	119,435	193,968	62.40%
PAYROLL EXPENSE - MEDICARE	7,902	9,466	8,934	10,962	22.70%
PAYROLL EXPENSE - PERA	78,699	96,357	90,700	111,584	23.03%
PAYROLL EXPENSE - SALARIES	549,954	652,828	688,335	755,987	9.83%
PAYROLL EXPENSE - SUTA	398	1,958	490	2,268	362.86%
PAYROLL EXPENSE - WC	3,993	19,036	4,243	22,045	419.56%
PAYROLL EXPENSE - VAC C/O	27,665	50,218	32,845	58,153	77.05%
NONCAPITAL EQUIPMENT	1,365	11,100	6,798	10,500	54.46%
POSTAGE & SHIPPING	979	1,300	1,085	1,300	19.82%
SAFETY	7,914	11,275	8,648	11,300	30.67%
SECURITY - PLANT	4,572	6,900	3,822	5,000	30.82%
SEWAGE COLL/BIOSOLIDS	7,575	26,250	16,869	20,800	23.30%
SUPPLIES - OFFICE	3,132	4,600	4,227	4,550	7.64%
SUPPLIES - OPERATING	4,665	7,600	6,102	8,000	31.10%
SUPPLIES - CHEMICALS	745,656	767,200	405,297	443,700	9.48%
TELEPHONE - LIFT STATION	521	700	954	700	-26.62%
TELEPHONE - PLANT	5,911	13,600	5,257	6,500	23.64%
TESTING	26,122	36,040	29,311	35,600	21.46%
TRASH REMOVAL - PLANT	12,079	13,000	14,392	15,120	5.06%
TRAVEL		1,500		1,500	

ENTERPRISE BUDGET

PLANT

	2022 ACTUAL	2023 BUDGET	2023 ESTIMATED YEAR END	2024 FINAL BUDGET	INCREASE/ DECREASE OVER ESTIMATE
UNIFORMS/CLOTHING	3,953	5,400	4,078	5,400	32.42%
UTILITIES - OPS BUILDING	36,194	43,600	31,932	38,500	20.57%
UTILITIES - HEADWORKS	54,737	59,400	58,413	70,400	20.52%
UTILITIES - LIFT STATION	4,913	6,550	6,363	7,080	11.27%
UTILITIES - PLANT	462,048	764,750	487,254	587,650	20.60%
TOTAL PLANT	2,762,642	3,544,767	2,566,634	3,221,596	25.52%



St. Vrain Sanitation District

Capital Improvement Budget





St. Vrain Sanitation District

Highlights on Capital Improvements Plan

The 2024 capital budget is presented with the following projects to complete this year:

- Construction of New Administration / Collection Building.
- Little Dry Creek lift station construction.
- Upgrading capacity at Treatment plant from 6-8 MGD.
- Purchase of a future plant site.



St. Vrain Sanitation District

Capital Improvement Plan

The Capital Improvement Plan (CIP) is an important element of our capital construction plans over a five year period. These are one time or multiple-year projects and provide a time frame for completing needed capital projects.

Capital Improvement Projects 2024-2028					
Projects	2024	2025	2026	2027	2028
New Admin office					
D2C	200,000				
Office Construction	11,000,000				
Geotechnical and material testing	20,000	20,000			
Godding Hollow Parallel Phase 4 - Eng +CD's				50,000	
GHP Phase 4 Construction (1 mile)					2,600,000
* Idaho Creek Line Extension upsize	150,000				
* E 26 East Line Extension upsize	830,000				
* Little Drycreek basin LS/FM upsize					
Option A (serves half) (District portion 500k)	250,000	250,000			
Hwy 119 LS - phase 2					50,000
6 to 8 MGD upgrade (UV and IPS pumps)	3,400,000				
New plant Site	4,500,000				
Biosolids land application site					1,500,000
Jet/Vac Truck; TV/Video Truck (+ 2 FTE)		1,400,000			
* North Lift Station, FM, main line		3,000,000			
Plant maintenance office					
Line lift station (Hwy 119)		100,000			
Next plant upgrade (2033)					80,000,000
Master plan for plant site (update)		40,000			
Utility Plan (update)		40,000			
Clarifier paint and or M&R			50,000		
Biosolids drying pad (north)		500,000			
Office fire sprinkler replcement					
Fiber to Plant	70,000				
HVAC RTU Admin	30,000				
Totals	20,450,000	5,350,000	50,000	50,000	84,150,000

* Note, District Participation in line extensions is optional. Amounts represented is estimated District portion of projects. Developer contributions will provide the remainder of project costs.

The CIP includes any project in all departments meeting Capital Project Criteria. The time frame covered in this CIP is 2024-2028

ENTERPRISE BUDGET

CAPITAL IMPROVEMENT

	2022 ACTUAL	2023 BUDGET	2023 ESTIMATED YEAR END	2024 FINAL BUDGET	PERCENT INCREASE/ DECREASE
2022 CAPITAL PLAN	19,002,674				
Plant Expansion Construction					
Godding Hollow Const					
Idaho Creek Extension					
Hidden Creek Extension					
Little Dry Creek Lift Station					
Future Plant Site					
New Collection/Office Bldg					
New Vehicle (Plant)					
Admin Bldg HVAC RTU/Bd Tables					
2023 CAPITAL PLAN		11,365,000	3,624,569		
Plant Expansion					
Idaho Creek Extension					
Little Dry Creek Lift Station					
Upgrade Influent Pump Station & UV					
Future Plant Site					
New Office/Collection Bldg					
Fiber Install to Plant					
HVAC (RTU) Admin Bldg					
Scissor Lift					
2024 CAPITAL PLAN				20,450,000	
New Admin/Collection Bldg					
Upsize East 26 Line					
Upsize Idaho Crk Line					
Little Dry Creek Lift Station					
Upgrage IPS and UV 6 to 8 MGD					
New Plant Site					
Fiber to Plant					
HVAC RTU Admin Bldg					
TOTALS	19,002,674	11,365,000	3,624,569	20,450,000	464.21%



St. Vrain Sanitation District Budget Resolutions



ST. VRAIN SANITATION DISTRICT

RESOLUTION 2023-07

**A COMBINED RESOLUTION CONCERNING THE ADOPTION OF A BUDGET AND
APPROPRIATION OF FUNDS FOR SUCH BUDGET FOR FISCAL YEAR 2024**

A. A RESOLUTION SUMMARIZING EXPENDITURES AND REVENUES FOR EACH FUND AND ADOPTING THE BUDGET FOR THE ST. VRAIN SANITATION DISTRICT FOR THE CALENDAR YEAR BEGINNING ON THE FIRST DAY OF JANUARY 2024 AND ENDING ON THE LAST DAY OF DECEMBER 2024.

WHEREAS, the District’s Budget Officer submitted a proposed budget to the Board of Directors on October 18, 2023, for its consideration; and

WHEREAS, upon due and proper notice, published in accordance with the law, said proposed budget was open for inspection by the public at a designated place, a public hearing was held on December 6, 2023 and interested taxpayers were given the opportunity to file or register any objections to said proposed budget; and

WHEREAS, whatever increases may have been made in the expenditures, like increases were added to the revenues so that the budgets remain in balance, as required by law.

NOW, THEREFORE, BE IT RESOLVED BY THE BOARD OF DIRECTORS OF THE ST. VRAIN SANITATION DISTRICT:

Section 1. That estimated expenditures for each fund are as follows:

GENERAL FUND	\$ 676,458
ENTERPRISE FUND	\$ 29,284,549

Section 2. That estimated revenues for each fund are as follows:

GENERAL FUND	
From unappropriated surpluses	\$ 1,663,665
From sources other than general property tax	\$ 271,065
From the general property tax levy	\$ 525,805
TOTAL	\$ 2,460,535

ENTERPRISE FUND

From unappropriated surpluses	\$ 29,854,150
From sources other than general property tax	\$ 10,268,058
From transfers from the general fund	\$ 500,000
TOTAL	\$ 40,622,208

Section 3. That the Budget which was submitted, amended, and herein summarized by fund, is hereby approved and adopted as the Budget of the District and made a part of the public records of the District; and

B. A RESOLUTION APPROPRIATING SUMS OF MONEY TO THE VARIOUS FUNDS AND SPENDING AGENCIES, IN THE AMOUNTS AND FOR THE PURPOSES SET FORTH BELOW FOR THE ST. VRAIN SANITATION DISTRICT FOR THE 2024 BUDGET YEAR.

WHEREAS, the Board of Directors of the St. Vrain Sanitation District has adopted the District's annual budget in accordance with the Local Government Budget; and

WHEREAS, the Board of Directors has made provision therein for revenues in an amount equal to, or greater than, the total proposed expenditures as set forth in said budgets; and,

WHEREAS, it is not only required by law, but also necessary, to appropriate the revenues provided in the budgets to and for the purposes described below, so as not to impair the operations of the District;

NOW, THEREFORE, BE IT RESOLVED BY THE BOARD OF DIRECTORS OF THE ST. VRAIN SANITATION DISTRICT:

That the following sums are hereby appropriated from the revenue of each Fund, to each Fund, for the purposes stated:

General Fund	\$676,458
Enterprise Fund (Including Reserves)	\$29,284,549

ADOPTED: December 6, 2023

ST. VRAIN SANITATION DISTRICT

By  _____
Dan March, President

ATTEST:


Glen LaVanchy, Secretary